

how it started

how it's going

REPLACE

REPLACE

PROJECT DESCRIPTION

In this project, the goal is to help you learn where a western worldview came from and why it matters to you! As you know, we believe in a public presentation of your learning. In this case, you will be putting all your knowledge on display in a virtual museum exhibition that as the public visits it, they will understand your answer to the driving question.

DRIVING QUESTION


What can we learn from the past, and why does that matter to us today?

WHY AM I LEARNING THIS?

You may not realize just how much your worldview has impacted your life. You will learn that in fact your worldview is such a part of who you are that unless you examine it regularly you will not even know how it is effecting you. We think that knowing the lens - the perspective - the metaphorical glasses through which you see the world is a benefit that will continue to help you throughout your life. Now of course you can take us at our word that this idea is important, but we also think we can show you why it is important by investigating the history and understanding how and where we developed the parts of our worldview that we share and the parts that are unique to each one of us!


✓ MILESTONE 1

What makes a great museum exhibit?




English 8	Maker 8	
Responding to Text: Have I constructed an original personal, critical, and creative connection between myself, the text, and the world with supportive credible evidence?	Empowered Learner: How might I use technology to construct knowledge?	
	<p>As you will start to learn, the underlying concept behind this project is: how it started/how it's going.</p> <p>This meme originated late September of 2020 and quickly took off on Twitter to turn and twist in on itself in the way memes tend to do.</p> <p>For your Launch Milestone, you will be starting by creating your own visual of how it started/how it's going, beginning with your September 2020 arrival in PLP and ending today. You can choose to use the quick one we did at the start of class as your inspirational starting point - or do something completely different.</p> <p>Next, you will create an exhibition room for your new artwork! Using the information from our virtual museum visits, imagine that the artwork you just created is the sole focus of a museum exhibit you design. What would go on the walls? What might go in the room? What colours will you use? How will people understand your art?</p> <p>You can choose a variety of different ways to represent your museum: maybe it is a map you draw with labelled explanations, perhaps a Keynote slide using objects and voice comments, or is it a Pages drawing with text boxes? Or is it some amazing combination we have not listed here? Whatever it is, make sure you have read the accomplished criteria for the competency carefully!</p>	<p>My How It Started/How It's Going Museum Exhibition</p> <p>Completed As:</p> <p>Individual</p> <p>Due No Later Than:</p> <p>Wednesday, Feb. 3</p> <p>Hand In:</p> <p>Showbie</p>

✓ MILESTONE 2

What Is Worldview and how is it represented?

English 8	Maker 8	
Responding to Text: Have I constructed an original personal, critical, and creative connection between myself, the text, and the world with supportive credible evidence?	Empowered Learner: How might I use technology to construct knowledge?	
	<p>Worldview is the glasses through which you see the world. Most of the time, you don't even know it is there! However, if you never stop to examine it, you might not realize just how much it is impacting how you see the world. To represent your understand of this important concept, you will be creating a collage of your own worldview.</p> <p>We will start by looking at the definition of worldview: what do we mean by the term? Then, you will be investigating how it has been represented in our western culture in the history you are studying through historically significant art of the time period. Finally, we will look at the story of your own worldview.</p> <p>With that awesome knowledge in your head, you should be able bring together your understanding of the term and how it can be represented by creating a collage of your worldview!</p>	<p>My Worldview Collage</p> <p>Completed As:</p> <p>Individual</p> <p>Due No Later Than:</p> <p>Monday, Feb. 8 at 9am</p> <p>Hand In:</p> <p>Pages and PDF to Showbie</p>

✓ MILESTONE 3

What Historically Significant Events Helped Develop Our Worldview?		
Social Studies 8		
Establish Historical Significance: How do we make choices about what is worth remembering?		
	<p>Once you understand what worldview is and are starting to think about your own worldview, you will need to consider from where that worldview developed. Most (maybe all?) of you have what we call a western worldview - based on the breakdown of the seven aspects of worldview you saw in the last building knowledge, we will be working to consider from where our ideas about those aspects of worldview developed.</p> <p>As you learn about different historically significant events, you will be taking notes using the Cornell method. This method will help you focus on the big ideas being presented, then at after the content is presented, you reflect on the knowledge and make connections.</p> <p>After we present three different concepts of historically significant events from medieval times to the Renaissance, you will have an in-class final exam. You will be able to use your Cornell notes to help you!</p>	<p>My History Test</p> <p>Completed As: Individual</p> <p>Due No Later Than: Wednesday, Feb. 10 (in-class)</p> <p>Hand In: Showbie</p>
<div>✔ MILESTONE 4</div> <div>What Lessons From History Can I Apply to My Worldview?</div>		
English 8	Social Studies 8	
Responding to Text: Have I constructed an original personal, critical, and creative connection between myself, the text, and the world with supportive credible evidence?	Establish Historical Significance: How do we make choices about what is worth remembering?	
	<p>Since you will be presenting a visual conclusion about your own worldview and how it is an extension of the history of western worldview, it is important to further develop the conclusions you are making about that connection.</p> <p>We will be working through taking your building knowledge milestone conclusions about your worldview that you made in your worldview collage, and using the story spine to transform them into a conclusion, and developing an argumentative piece of writing supporting that conclusion.</p> <p>Once you have developed your writing through the stepping stones, you will bring it together in a page using Book Creator where one side displays your worldview collage, the other your argumentative writing! These pages will be collected into one book, that will serve as the companion piece for your virtual museum exhibit on worldview!</p>	<p>My Book Creator Page</p> <p>Completed As: Individual</p> <p>Due No Later Than: Wednesday, Feb. 16 at 9am</p> <p>Hand In: Book Creator Page to Showbie</p>
<div>✔ MILESTONE 5</div> <div>How can we create a museum exhibit that showcases the different aspects of our worldview?</div>		
Social Studies 8	Maker 8	
Establish Historical Significance: How do we make choices about what is worth remembering?	Empowered Learner: How might I use technology to construct knowledge?	
	<p>As you will see in Launch, museum exhibits not only include the the objects on display, but the arrangement, the explanation, the title cards, and even the colours and furniture in the room! This milestone will be not just about preparing your own art piece, but also starting to plan for the virtual exhibition of your class's conclusions about worldview.</p> <p>First, you need to revisit our Launch and think again about what a great museum exhibit includes. Using the story mountain, you and your exhibition group will begin to plan your room for our virtual museum.</p> <p>At the same time, you will be starting to create rough drafts of your how it started/how it's going art piece for exhibition and getting feedback on it.</p> <p>Finally, you will need to divide your team to plan for the exhibition. The team will have a variety of roles to pull together your room ready to enter into the final milestone and execute your vision for the exhibition - in this case, that means how your art pieces collectively show the connection between the chosen historically significant art and your present day worldview.</p> <p>Your individual submission for this milestone will be the beautiful work art piece you create of the how it started/how it's going and your accompanying artist statement to help explain it.</p>	<p>My How It Started/How It's Going Art Piece and Artist Statement</p> <p>Completed As: Individual</p> <p>Due No Later Than: Monday, Feb. 22 at 9am</p> <p>Hand In: Showbie</p>
<div>✔ MILESTONE 6</div> <div>How can we effectively summarize and present our conclusions about worldview?</div>		
English 8	Social Studies 8	
Responding to Text: Have I constructed an original personal, critical, and creative connection between myself, the text, and the world with supportive credible evidence?	Establish Historical Significance: How do we make choices about what is worth remembering?	
<div>Maker 8</div> <div>Empowered Learner: How might I use technology to construct knowledge?</div>		



As a team, you will produce a virtual museum exhibit that on the whole answers the driving question for the project.

In small groups, you will be mounting your artwork on the walls, arranging it to tell the story of the development of the definition of worldview from the historical times of feudalism and the Renaissance to your life today. You will include all aspects of a great exhibition that we will work to identify!

The artwork will use the visual template of how it started/how it is going. On the how it started side, you will use a feudal or Renaissance painting which shows one assigned aspect of worldview. On the how it is going side, you will show yourself - as that painting - today, with the twist in representation on how that assigned piece of worldview is part of your own life today.

Also individually, you will write an argument for what lessons from history you can apply to your own worldview in present day. These will be published as a companion guide to the museum exhibit in Book Creator.

To launch the museum exhibition, you will all join a virtual celebration and launch for the public to join in!

Live Launch of Our Online Exhibition

Completed As:
Team

Due No Later Than:
Thursday, Feb. 25

Hand In:
Live Launch on Zoom!